Appropriate Dismantling of Air Conditioners

11 steps to consider for technicians and operators of WEEE* management companies

*WEEE: Waste of electrical and electronic equipment



Remember to put your personal protection elements!

1 Remove outer plastic panelling



2 Remove the circuit board. The circuit board might contain harmful substances!

3 Extract the refrigerant at the lowest point and separate the oil and the refrigerant using the appropriate equipment. Refrigerants are harmful substances. Do not release them into the atmosphere!

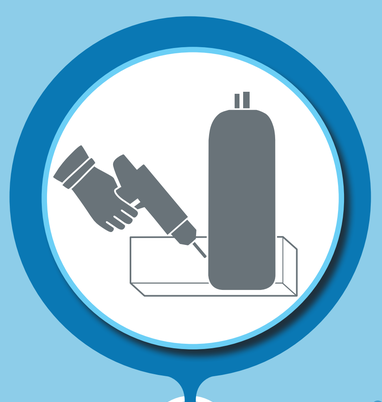

4 Remove the compressor (with all its components)

5 Cut all visible protruding parts



6 Remove the heat exchanger

7 Extract the fan and the e-motor

8 Remove all visible cables

9 Identify and extract the capacitor. Capacitors might contain harmful substances!



10 Remove the transformer



11 Fill out the desired information in the template of record keeping

Considering these steps, you contribute to your health protection, the protection of the ozone layer and avoid global warming!

For more information, please check the **Guideline on the Manual Dismantling of Refrigerators and Air Conditioners!**

giz Deutsche Gesellschaft für Internationale Zusammenarbeit (GIZ) GmbH

On behalf of:

Federal Ministry for the Environment, Nature Conservation, Building and Nuclear Safety

of the Federal Republic of Germany

TODOS POR UN NUEVO PAÍS
PAZ EQUIDAD EDUCACIÓN

MINAMBIENTE

UNIDAD TÉCNICA OZONO Colombia